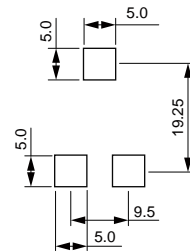
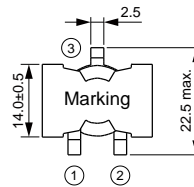
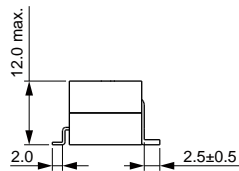
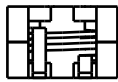
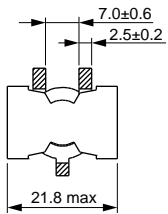


SMD High Current Inductor 2 Size 2012



	(μ H)		(A)	Satura on (A)	(m)	(m)
u=# k U						
u=# k U						
u=# k U						
u=# k U						
u=# k U						
u=# k U						
u=# k U						
u=# k U						
u=# U						
u=# U						
u=# U						
u=# U						

\ u k # () # u C
 u k # () # u C
 o # () # u C

Typical Electrical Characteristics:

