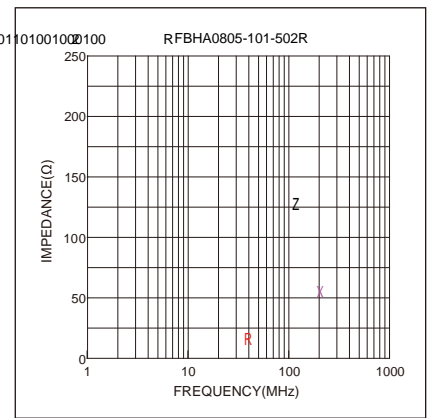
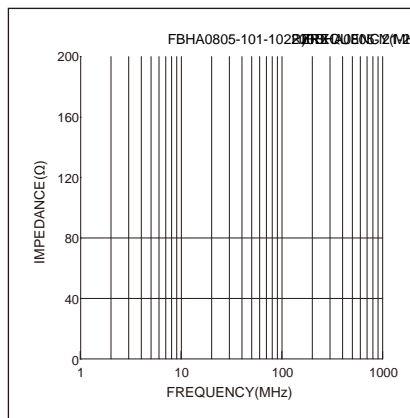
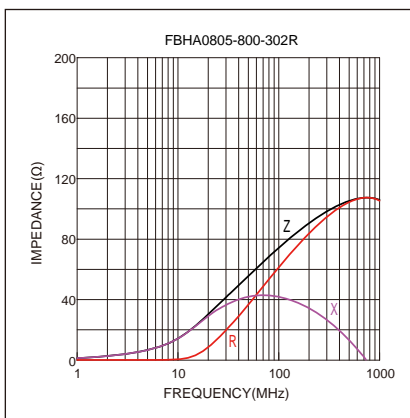
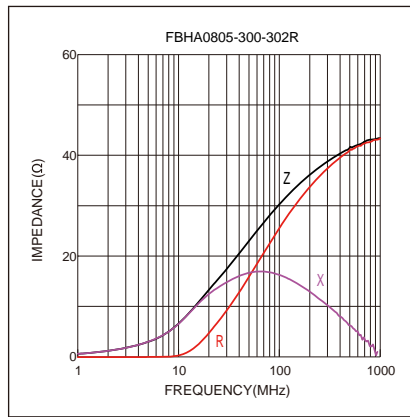
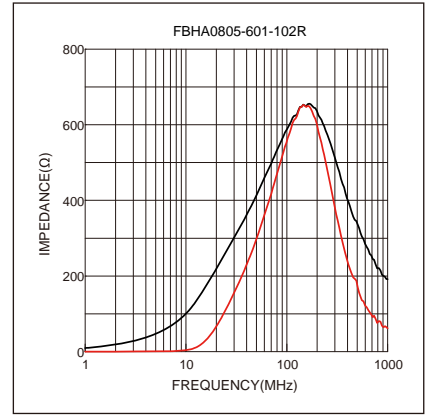
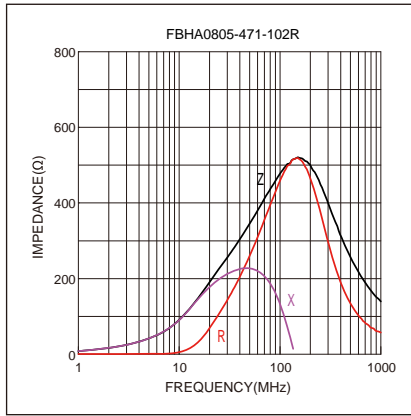




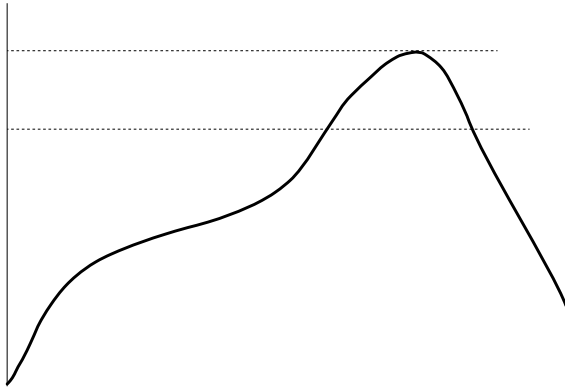
Typical Electrical Characteristics:







Soldering Reflow:



Preheat condition: 150 ~200 °C / 60~120 sec.

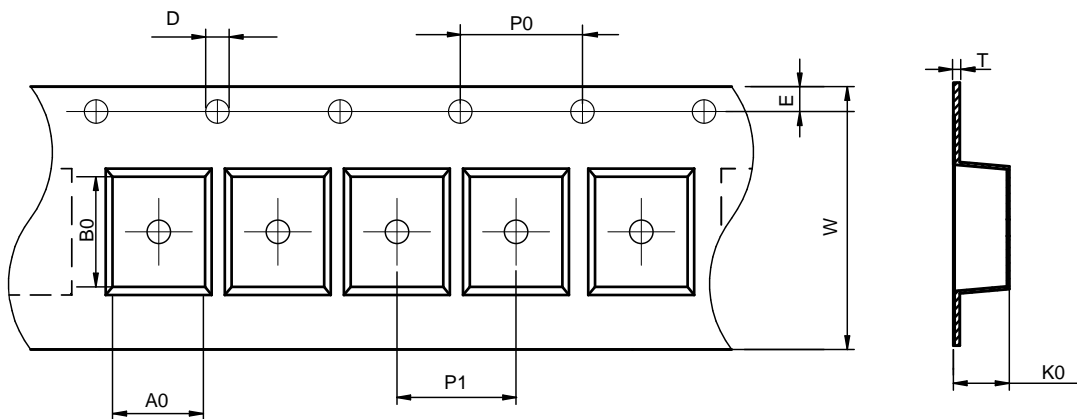
Allowed time above 217 °C: 60~150 sec.

Max temperature: 260 °C.

Allowed Reflow time: 3x max. ~~30~~

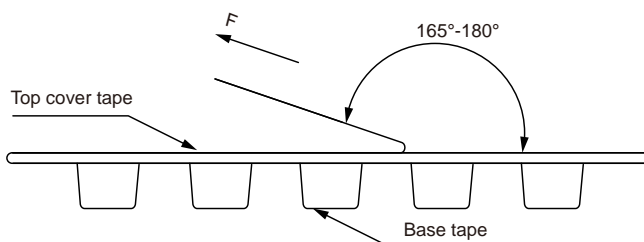
Packaging Information:

Tape Dimension :



Series	A0 (mm)	B0 (mm)	D (mm)	P0 (mm)	P1 (mm)	W (mm)	K0 (mm)	E (mm)	T (mm)
FBHA0805	1.30± 0.05	2.10± 0.05	1.5± 0.1	4.0± 0.1	4.0± 0.1	8.0± 0.3	0.95± 0.05	1.75± 0.1	0.95± 0.05

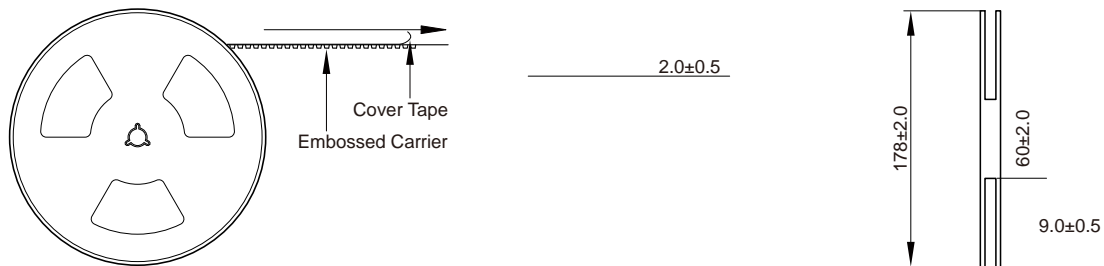
Peel force of top cover tape:



The peel force of top cover tape shall be between 0.14 to 0.58 N



Reel Dimension: [mm]



Cautions and Warnings:

Storage Conditions:

- The storage period is within 12 months after the completion of production. Be sure to follow the storage conditions (temperature: -5 to 35°C , humidity: 75% RH Max). If the storage period elapses, the soldering of the terminal electrodes may deteriorate. The warranty period is one year.
- Product should not be exposed to environment with high temperature, high humidity, dust, corrosive gas and etc.
- Products should be handled with care to avoid damage or contamination from perspiration and skin oils.
- Please always handle products carefully to prevent any damage caused by dropping down or inappropriate removing.

Operation Instructions:

- Self heating (temperature increase) occurs when the power is turned ON, so the tolerance should be sufficient for the set thermal design.
- Before soldering, be sure to preheat components. The preheating temperature should be set so that the
-
-